

Credential Provider

Guide for Windows Authentication

Contact

Developed and Marketed By

Innovative Matrix Softech Pvt. Ltd.

Email: support@isohelpline.com

Web: www.SoftwareFileProtection.com

Add: [7005, 7th Floor, Emerald House,
Sarojini Devi Road, Next to Parklane Hotel, Near State bank of Mysore, Paradise Circle,
Hyderabad / Secunderabad- 500 003 India](#)

For details of  please visit: <http://softwarefileprotection.com/gosafe>

Contents

- Contact..... 2
- Contents..... 3
- License Agreement..... 4
- GoSafe Credential Provider 7
- Installation 8
- Dongle Creator 12
- Blocking all other credential providers 14

License Agreement

Note: You cannot share the product referred herein. You cannot sale or resale the product referred herein.

IMPORTANT - READ CAREFULLY BEFORE DOWNLOADING, INSTALLING OR COPYING TO YOUR COMPUTER ANY FILE(S) CONTAINED HEREWITH.

THE FILE(S) AND OTHER INFORMATION PROVIDED HEREWITH ARE COPYRIGHTED. BY DOWNLOADING ANY FILE PROVIDED HEREWITH TO YOUR COMPUTER, YOU ARE ACCEPTING AND AGREEING TO THE TERMS OF THIS LICENSE AGREEMENT. IF YOU ARE NOT WILLING TO BE BOUND BY THE TERMS OF THIS LICENSE AGREEMENT, PRIOR TO DOWNLOADING OR COPYING ANY FILE(S) TO YOUR COMPUTER, YOU MUST DECLINE ACCESS TO SUCH MATERIALS.

1. GRANT OF LICENSE: Subject to the provisions contained herein and to the payment of all applicable fees, the Innovative Matrix Softech Private Limited grants you a non-exclusive, non-transferable license to the materials contained herewith (the "Product"). Your licensed rights to the Product are limited to the following:

(a) This License Agreement does not convey to you an interest in or to the Product, but only a limited right of use revocable in accordance with the terms of this License Agreement.

(b) You may install one copy of the Product on, and permit access to it by, a single computer owned, leased or otherwise controlled by you. In the event that computer becomes dysfunctional, such that you are unable to access the Product, you may transfer the Product to another computer, provided that the Product is removed from the computer from which it is transferred and the use of the Product on the replacement computer otherwise complies with the terms of this Agreement. Neither concurrent use on two or more computers nor use in a local area network or other network is permitted. You shall not print, merge, adapt, translate, modify, rent, lease, sell, sublicense, assign or otherwise transfer any of the Product, or remove any proprietary notice or label appearing on any of the Product. You may copy the Product only for backup purposes.

(c) You acknowledge and agree that the Product is proprietary to the Copyright holder, INNOVATIVE MATRIX SOFTECH PRIVATE LIMITED, and is protected under Indian copyright law and international copyright treaties. You further acknowledge and agree that all rights, title and interest in and to the Product, including all intellectual property rights, are and shall remain with Innovative Matrix Softech Private Limited.

(d) You shall provide INNOVATIVE MATRIX SOFTECH PRIVATE LIMITED or any designee of INNOVATIVE MATRIX SOFTECH PRIVATE LIMITED with all information necessary to assure compliance with the terms of this Agreement. In the event you are not in compliance with the terms of this Agreement through the actions of unrelated third parties, you shall use your best efforts to cooperate with INNOVATIVE MATRIX SOFTECH PRIVATE LIMITED and any of its designees to assure compliance.

2. LIMITED WARRANTY:

(a) INNOVATIVE MATRIX SOFTECH PRIVATE LIMITED warrants for your benefit alone that, unless disclosed in the Product to the contrary, INNOVATIVE MATRIX SOFTECH PRIVATE LIMITED can license the Product and all copyright and trademarks related thereto or therein.

(b) THE EXPRESS WARRANTIES SET FORTH IN THIS SECTION 2 CONSTITUTE THE ONLY WARRANTIES WITH RESPECT TO THE PRODUCT AND INNOVATIVE MATRIX SOFTECH PRIVATE LIMITED MAKES NO OTHER REPRESENTATION OR WARRANTY OR CONDITION OF ANY KIND, WHETHER EXPRESS OR IMPLIED (EITHER IN FACT OR BY OPERATION OF LAW) WITH RESPECT TO ANY OF THE PRODUCT, INCLUDING, WITHOUT LIMITATION, WITH RESPECT TO THE SUFFICIENCY, ACCURACY OR UTILIZATION OF, OR ANY INFORMATION OR OPINION CONTAINED OR REFLECTED IN, ANY OF THE PRODUCT. INNOVATIVE MATRIX SOFTECH PRIVATE LIMITED EXPRESSLY DISCLAIMS ALL WARRANTIES OR CONDITIONS OF MERCHANTABILITY OR FITNESS FOR A PARTICULAR PURPOSE. NO OFFICER, DIRECTOR, EMPLOYEE, MEMBER, AGENT, REPRESENTATIVE OR PUBLISHER OF THE COPYRIGHT HOLDER IS AUTHORIZED TO MAKE ANY MODIFICATION, EXTENSION, OR ADDITION TO THIS LIMITED WARRANTY.

3. INDEMNIFICATION: INNOVATIVE MATRIX SOFTECH PRIVATE LIMITED, any agent, representative, publisher or distributor of the Product, or any of their respective directors, officers, employees, agents, representatives or members (the "INNOVATIVE MATRIX SOFTECH PRIVATE LIMITED Indemnified Parties") shall have no liability for, and you shall defend, indemnify and hold each of the INNOVATIVE MATRIX SOFTECH PRIVATE LIMITED Indemnified Parties harmless from and against, any claim, loss, demand, liability, obligation and expenses (including reasonable attorneys' fees) based upon or arising out of any injury or damage, or any product liability claim, including but not limited to, any personal or bodily injury or property damage, arising out of, pertaining to, or resulting in any way from, the use or possession of any of the Product by you and/or any of your directors, officers, employees, representatives, agents or contractors.

4. LIMITATION OF LIABILITY:

(a) You acknowledge that each of INNOVATIVE MATRIX SOFTECH PRIVATE LIMITED's obligations and liabilities with respect to the Product are exhaustively defined in this Agreement. You are responsible for the consequences of any use of any of the Product (whether or not such use was consistent with the license granted hereunder) created therefrom. Whether or not INNOVATIVE MATRIX SOFTECH PRIVATE LIMITED has been advised of their possibility, neither INNOVATIVE MATRIX SOFTECH PRIVATE LIMITED nor any of its representatives or agents, directors, officers, employees, or members, shall be liable, whether under contract, tort (including negligence) or otherwise, for any indirect, special, punitive, incidental or consequential loss, damage, cost or expense of any kind whatsoever and howsoever caused, that may be suffered by you or any of your directors, officers, employees, agents, representatives or contractors or any third party.

(b) If at any time an allegation of infringement of any rights of any third party is made, or in INNOVATIVE MATRIX SOFTECH PRIVATE LIMITED's opinion is likely to be made, with respect to any of the Product, INNOVATIVE MATRIX SOFTECH PRIVATE LIMITED may, at its option and at its own expense (i) obtain for you the right to continue using the Product, (ii) modify or replace the Product or any portion thereof so as to avoid any such claim of infringements, or (iii) refund to you the License Fee. INNOVATIVE MATRIX SOFTECH PRIVATE LIMITED shall have no liability to you if any claim of infringement would have been avoided except for your refusal to use any modified or replacement Product supplied or offered to be supplied pursuant to this Section 4(b) or to otherwise cease using the Product. Notwithstanding anything contained in this Agreement, and except as set forth in Section 4(b) hereof, INNOVATIVE MATRIX SOFTECH PRIVATE LIMITED's liability to you for damages pursuant to this Section 4(b), if any, shall not exceed the amounts of the License Fee paid by you for the Product subject to any such claim.

(c) Section 4(b) state the entire liability of INNOVATIVE MATRIX SOFTECH PRIVATE LIMITED with respect to the infringement or alleged infringement of any third party rights of any kind whatsoever by any of the Product.

5. TERMINATION: This Agreement may be terminated immediately by INNOVATIVE MATRIX SOFTECH PRIVATE LIMITED upon breach of any provision of this Agreement by you. Upon any termination of this Agreement, you shall immediately discontinue the use of the Product and shall within ten (10) days either return file(s) on diskette(s), if any,

to INNOVATIVE MATRIX SOFTECH PRIVATE LIMITED or certify in writing to INNOVATIVE MATRIX SOFTECH PRIVATE LIMITED that the Product has been deleted from your computer and is eliminated from your premises.

6. GOVERNING LAW; ATTORNEY'S FEES: This Agreement shall be governed by the laws of the Republic of India without reference to its conflict of laws and provisions and you further consent to jurisdiction by the state and federal courts sitting in the state of Andhra Pradesh, India.

7. MISCELLANEOUS: This Agreement constitutes the complete and exclusive agreement between INNOVATIVE MATRIX SOFTECH PRIVATE LIMITED and you with respect to the subject matter hereof, and supersedes all prior oral or written understandings, communications or agreements not specifically incorporated herein. This Agreement may not be modified except in writing duly signed by an authorized representative of INNOVATIVE MATRIX SOFTECH PRIVATE LIMITED and you. If any provision of this Agreement is held to be unenforceable for any reason, such provision shall be reformed only to the extent necessary to make it enforceable, and such decision shall not affect the enforceability (i) of such provision under other circumstances, or (ii) of the remaining provisions hereof under all circumstances. Headings shall not be considered in interpreting the Agreement.

8. EXPORT: You cannot load or export or re-export any of the Product or any underlying information or technology without prior consent from the Innovative Matrix Softech Private Limited. You may not load or export or re-export any of the Product or any underlying information or technology except in full compliance with all applicable laws of republic of India and other applicable laws and regulations.

9. By agreeing to this license agreement, you also agree to general terms and conditions given on our website www.isohelpline.com (either on home page or product related pages)

BY ACCESSING THE PRODUCT, YOU ACKNOWLEDGE THAT YOU HAVE READ THE TERMS OF THIS LICENSE AGREEMENT AND AGREE TO BE BOUND BY ITS TERMS.

GoSafe Credential Provider

New GoSafe Window Login or Credential Provider helps you protect log in to your system with USB Dongle.

It better than finger print which is static in nature and cannot be changed. Log ins should be dynamic in nature.

GoSafe Credential Provider gives you two factor authentications as dongle is also password protected.

Dongle password for login and file encryptor are different passowrds. This provides additional security.

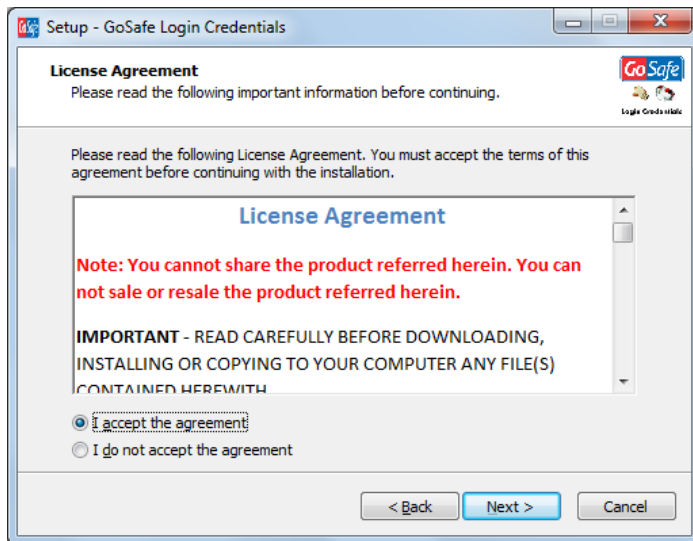
By default dongle password is set to 123456.

Installation

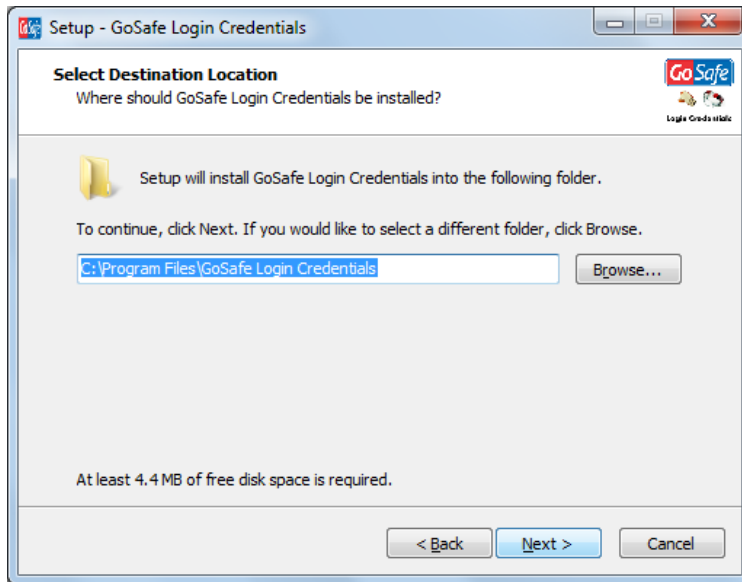
- Run the installer



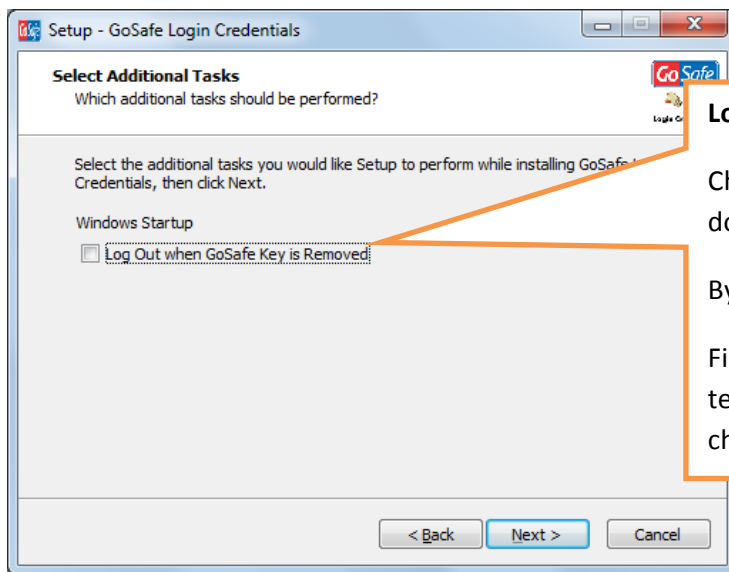
- On the first screen click "Next"



- You must accept terms of use or license agreement to install. Click "Next"



- The default install location is mostly acceptable, change if want and click “Next



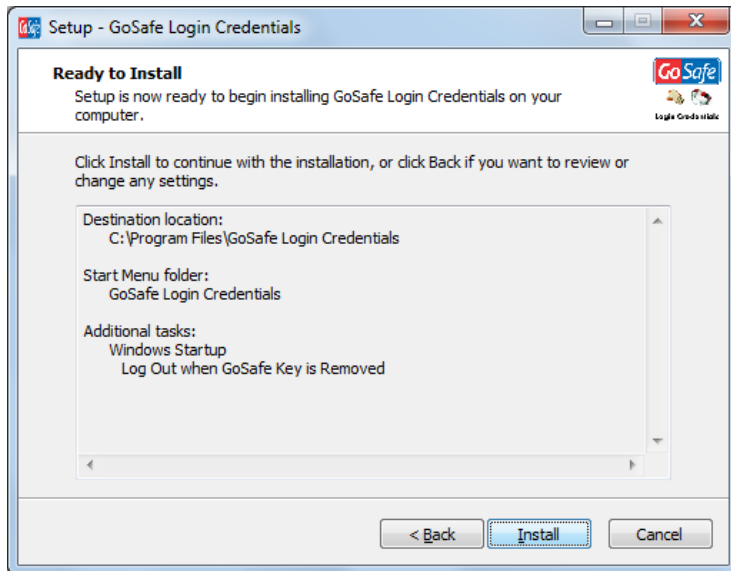
Log Out on Dongle Removal.

Checking this will continuously check dongle on your system.

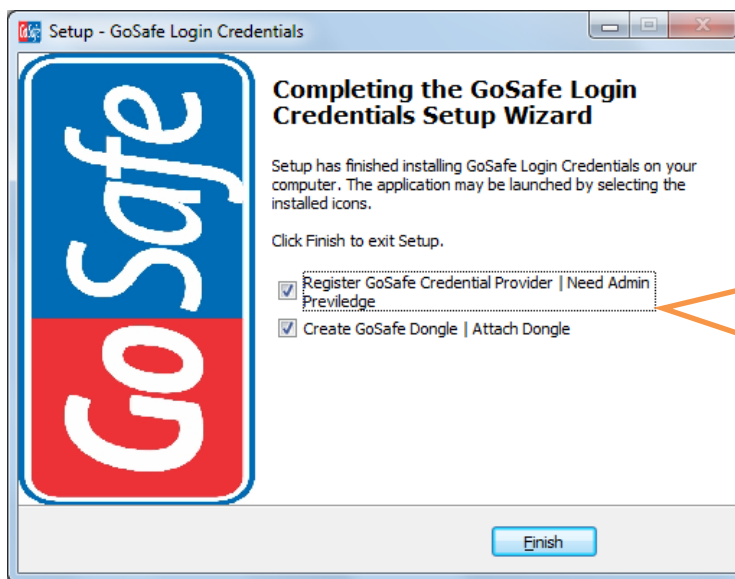
By default this is unchecked.

First time users can keep it unchecked to test first. You can re-install with this option checked.

- If you want to use **GoSafe File Encryption** software also, you must keep it **unchecked** and use similar option there.
- click “Next”.



- click “Install”.

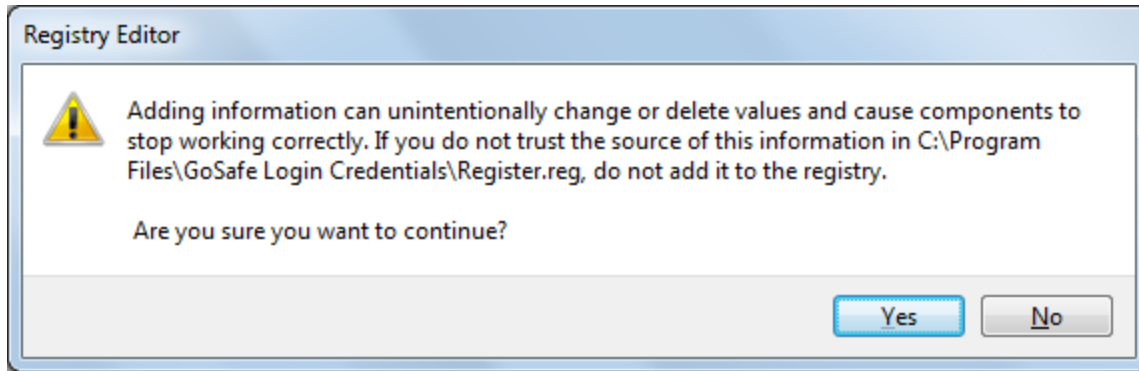


Keep these options CHECKED.

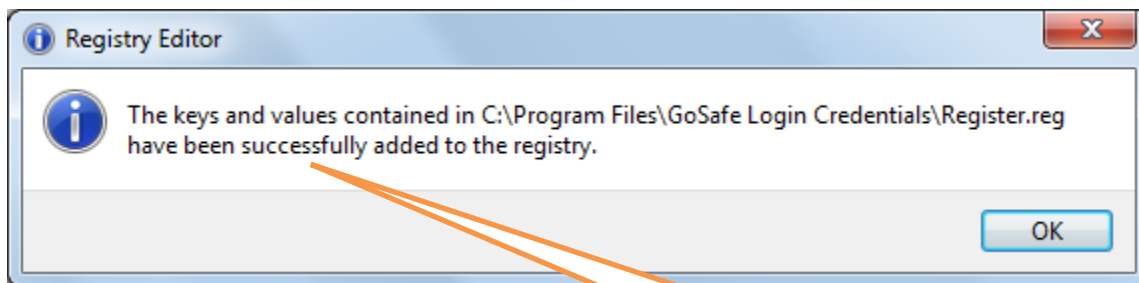
Do not uncheck.

Attach **GoSafe** Dongle to create dongle for your login credentials.

- click “Finish”.



- click "Yes" Windows may ask you ADMIN Password.



- click "OK"

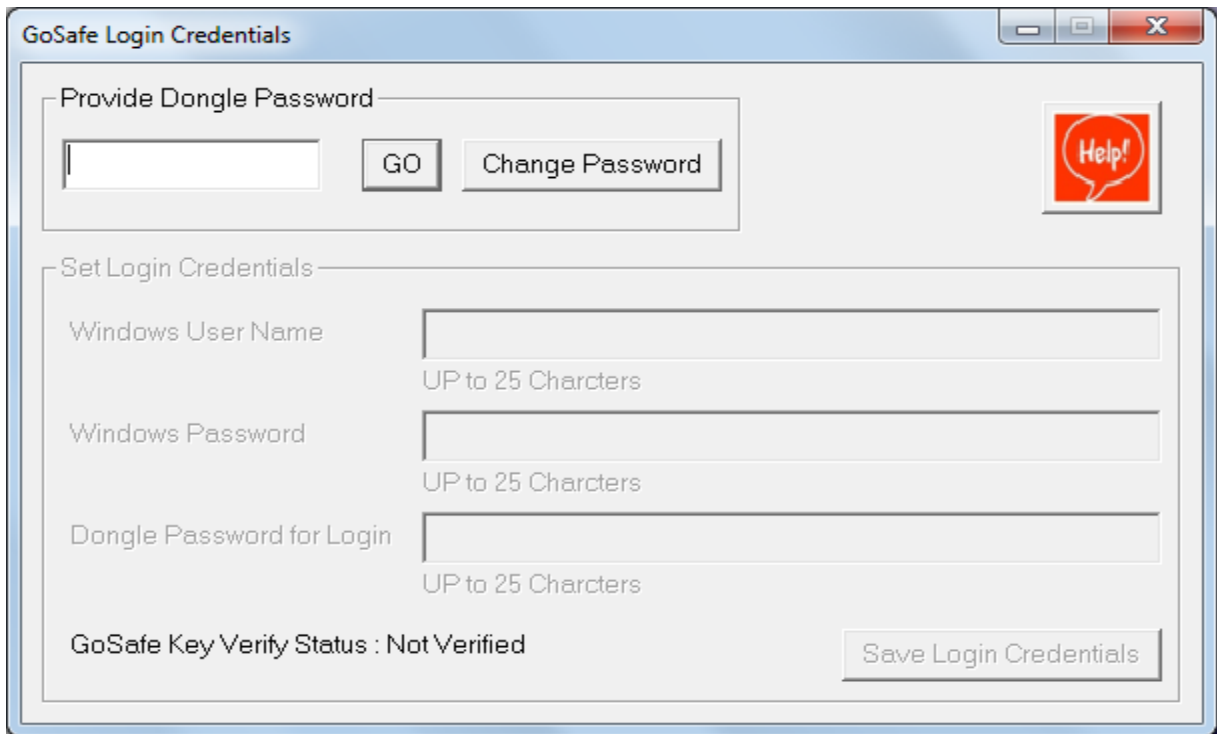
Note "Successfully"

If not, login with ADMIN and try again.

After installation "Dongle Creator Software" will start. Follow instructions in next section.

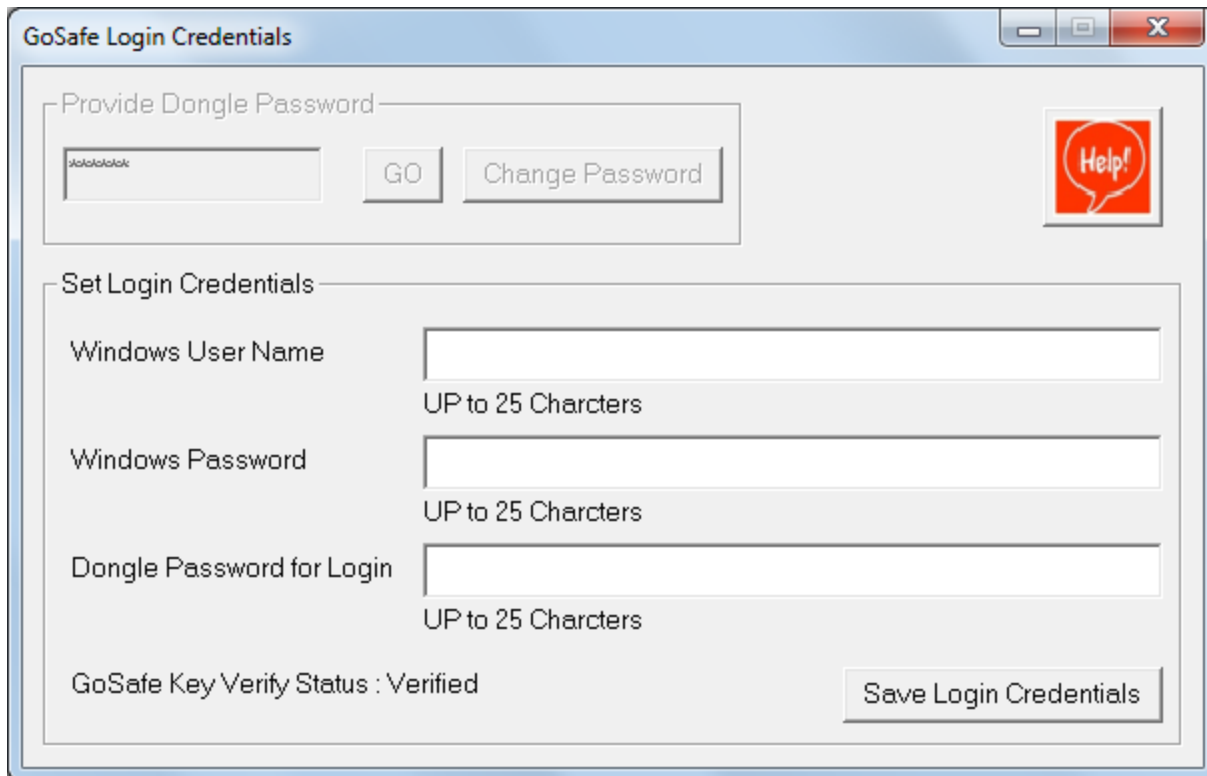
Dongle Creator

- Make sure dongle is attached. Else you will not see screen below:



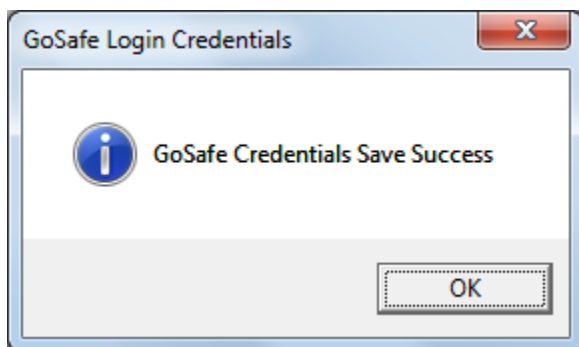
The screenshot shows a Windows-style dialog box titled "GoSafe Login Credentials". It features a "Provide Dongle Password" section with a text input field, a "GO" button, and a "Change Password" button. A red "Help!" icon is located in the top right corner. Below this is a "Set Login Credentials" section with three text input fields: "Windows User Name", "Windows Password", and "Dongle Password for Login", each with a "UP to 25 Charcters" label. At the bottom left, it displays "GoSafe Key Verify Status : Not Verified", and at the bottom right, there is a "Save Login Credentials" button.

- Give dongle password. Default is 123456. You can change the password.



The image shows a Windows-style dialog box titled "GoSafe Login Credentials". It has a standard title bar with minimize, maximize, and close buttons. The dialog is divided into two main sections. The top section, "Provide Dongle Password", contains a text input field with "k0k0k0k0k" entered, a "GO" button, and a "Change Password" button. A red "Help" icon is located in the top right corner of this section. The bottom section, "Set Login Credentials", contains three text input fields: "Windows User Name" (with "UP to 25 Charcters" below it), "Windows Password" (with "UP to 25 Charcters" below it), and "Dongle Password for Login" (with "UP to 25 Charcters" below it). At the bottom left of this section, it says "GoSafe Key Verify Status : Verified". A "Save Login Credentials" button is located at the bottom right of the dialog.

- **Give your windows login ID**
- **Give your Windows Password**
- **And Give password for dongle (this will be only for login purpose and will not change dongle password for other dongle uses.**



- **Now your dongle is ready. Restart your system.**

Default Windows Credential Provider

You will see your login name as well as all other users in your system.

GoSafe Credential Provider

This is added by our installation.

Click this to login with GoSafe Dongle just made.



- If you do not see screen like above, you will see your default screen as below, click "Switch User"





- On Clicking GoSafe Login Credentials, you will see above login screen.
- Just enter your Dongle Password for Login and press {ENTER} or click arrow.
- Make sure dongle is attached before pressing {ENTER}.

To Remove Default **Windows Credential Provider** instructions are included in installation. Check Start Menu.



Blocking all other credential Providers

See the PDF instructions included in the installation.