




VIRTUAL DRIVE

Guide for Windows

<p>A DRIVE in a File System to keep files safe</p> 	<p>Google Drive *</p>  	<p>Share Encrypted DRIVE on Google Drive</p> 
<p>Virtual DRIVES with AES 256 Encryption that can be Shared in Closed Groups and used like Physical Drives.</p> <p>* Will also work with other cloud storage like iCloud, for which desktop synchronization tools are available.</p>		<p>SoftwareFileProtection.com</p>

Contact

Developed and Marketed By

Innovative Matrix Softech Pvt. Ltd.

Email: support@isohelpline.com

Web: www.SoftwareFileProtection.com

Add: [7005, 7th Floor, Emerald House,
Sarojini Devi Road, Next to Parklane Hotel, Near State bank of Mysore, Paradise Circle,
Hyderabad / Secunderabad- 500 003 India](#)

For details of **GoSafe** please visit: <http://softwarefileprotection.com/gosafe>

Contents

- Contact..... 2
- Contents..... 3
- License Agreement..... 4
- GoSafe DRIVE File Protection..... 6
- Steps to Use GoSafe DRIVE 7
- Encryption Key Customizer 8
- GoSafe DRIVE Software..... 12

License Agreement

Note: You cannot share the product referred herein. You cannot sale or resale the product referred herein.

IMPORTANT - READ CAREFULLY BEFORE DOWNLOADING, INSTALLING OR COPYING TO YOUR COMPUTER ANY FILE(S) CONTAINED HEREWITH.

THE FILE(S) AND OTHER INFORMATION PROVIDED HEREWITH ARE COPYRIGHTED. BY DOWNLOADING ANY FILE PROVIDED HEREWITH TO YOUR COMPUTER, YOU ARE ACCEPTING AND AGREEING TO THE TERMS OF THIS LICENSE AGREEMENT. IF YOU ARE NOT WILLING TO BE BOUND BY THE TERMS OF THIS LICENSE AGREEMENT, PRIOR TO DOWNLOADING OR COPYING ANY FILE(S) TO YOUR COMPUTER, YOU MUST DECLINE ACCESS TO SUCH MATERIALS.

1. GRANT OF LICENSE: Subject to the provisions contained herein and to the payment of all applicable fees, the Innovative Matrix Softech Private Limited grants you a non-exclusive, non-transferable license to the materials contained herewith (the "Product"). Your licensed rights to the Product are limited to the following:

(a) This License Agreement does not convey to you an interest in or to the Product, but only a limited right of use revocable in accordance with the terms of this License Agreement.

(b) You may install one copy of the Product on, and permit access to it by, a single computer owned, leased or otherwise controlled by you. In the event that computer becomes dysfunctional, such that you are unable to access the Product, you may transfer the Product to another computer, provided that the Product is removed from the computer from which it is transferred and the use of the Product on the replacement computer otherwise complies with the terms of this Agreement. Neither concurrent use on two or more computers nor use in a local area network or other network is permitted. You shall not print, merge, adapt, translate, modify, rent, lease, sell, sublicense, assign or otherwise transfer any of the Product, or remove any proprietary notice or label appearing on any of the Product. You may copy the Product only for backup purposes.

(c) You acknowledge and agree that the Product is proprietary to the Copyright holder, INNOVATIVE MATRIX SOFTECH PRIVATE LIMITED, and is protected under Indian copyright law and international copyright treaties. You further acknowledge and agree that all rights, title and interest in and to the Product, including all intellectual property rights, are and shall remain with Innovative Matrix Softech Private Limited.

(d) You shall provide INNOVATIVE MATRIX SOFTECH PRIVATE LIMITED or any designee of INNOVATIVE MATRIX SOFTECH PRIVATE LIMITED with all information necessary to assure compliance with the terms of this Agreement. In the event you are not in compliance with the terms of this Agreement through the actions of unrelated third parties, you shall use your best efforts to cooperate with INNOVATIVE MATRIX SOFTECH PRIVATE LIMITED and any of its designees to assure compliance.

2. LIMITED WARRANTY:

(a) INNOVATIVE MATRIX SOFTECH PRIVATE LIMITED warrants for your benefit alone that, unless disclosed in the Product to the contrary, INNOVATIVE MATRIX SOFTECH PRIVATE LIMITED can license the Product and all copyright and trademarks related thereto or therein.

(b) THE EXPRESS WARRANTIES SET FORTH IN THIS SECTION 2 CONSTITUTE THE ONLY WARRANTIES WITH RESPECT TO THE PRODUCT AND INNOVATIVE MATRIX SOFTECH PRIVATE LIMITED MAKES NO OTHER REPRESENTATION OR WARRANTY OR CONDITION OF ANY KIND, WHETHER EXPRESS OR IMPLIED (EITHER IN FACT OR BY OPERATION OF LAW) WITH RESPECT TO ANY OF THE PRODUCT, INCLUDING, WITHOUT LIMITATION, WITH RESPECT TO THE SUFFICIENCY, ACCURACY OR UTILIZATION OF, OR ANY INFORMATION OR OPINION CONTAINED OR REFLECTED IN, ANY OF THE PRODUCT. INNOVATIVE MATRIX SOFTECH PRIVATE LIMITED EXPRESSLY DISCLAIMS ALL WARRANTIES OR CONDITIONS OF MERCHANTABILITY OR FITNESS FOR A PARTICULAR PURPOSE. NO OFFICER, DIRECTOR, EMPLOYEE, MEMBER, AGENT, REPRESENTATIVE OR PUBLISHER OF THE COPYRIGHT HOLDER IS AUTHORIZED TO MAKE ANY MODIFICATION, EXTENSION, OR ADDITION TO THIS LIMITED WARRANTY.

3. INDEMNIFICATION: INNOVATIVE MATRIX SOFTECH PRIVATE LIMITED, any agent, representative, publisher or distributor of the Product, or any of their respective directors, officers, employees, agents, representatives or members (the "INNOVATIVE MATRIX SOFTECH PRIVATE LIMITED Indemnified Parties") shall have no liability for, and you shall defend, indemnify and hold each of the INNOVATIVE MATRIX SOFTECH PRIVATE LIMITED Indemnified Parties harmless from and against, any claim, loss, demand, liability, obligation and expenses (including reasonable attorneys' fees) based upon or arising out of any injury or damage, or any product liability claim, including but not limited to, any personal or bodily injury or property damage, arising out of, pertaining to, or resulting in any way from, the use or possession of any of the Product by you and/or any of your directors, officers, employees, representatives, agents or contractors.

4. LIMITATION OF LIABILITY:

(a) You acknowledge that each of INNOVATIVE MATRIX SOFTECH PRIVATE LIMITED's obligations and liabilities with respect to the Product are exhaustively defined in this Agreement. You are responsible for the consequences of any use of any of the Product (whether or not such use was consistent with the license granted hereunder) created therefrom. Whether or not INNOVATIVE MATRIX SOFTECH PRIVATE LIMITED has been advised of their possibility, neither INNOVATIVE MATRIX SOFTECH PRIVATE LIMITED nor any of its representatives or agents, directors, officers, employees, or members, shall be liable, whether under contract, tort (including negligence) or otherwise, for any indirect, special, punitive, incidental or consequential loss, damage, cost or expense of any kind whatsoever and howsoever caused, that may be suffered by you or any of your directors, officers, employees, agents, representatives or contractors or any third party.

(b) If at any time an allegation of infringement of any rights of any third party is made, or in INNOVATIVE MATRIX SOFTECH PRIVATE LIMITED's opinion is likely to be made, with respect to any of the Product, INNOVATIVE MATRIX SOFTECH PRIVATE LIMITED may, at its option and at its own expense (i) obtain for you the right to continue using the Product, (ii) modify or replace the Product or any portion thereof so as to avoid any such claim of infringements, or (iii) refund to you the License Fee. INNOVATIVE MATRIX SOFTECH PRIVATE LIMITED shall have no liability to you if any claim of infringement would have been avoided except for your refusal to use any modified or replacement Product supplied or offered to be supplied pursuant to this Section 4(b) or to otherwise cease using the Product. Notwithstanding anything contained in this Agreement, and except as set forth in Section 4(b) hereof, INNOVATIVE MATRIX SOFTECH PRIVATE LIMITED's liability to you for damages pursuant to this Section 4(b), if any, shall not exceed the amounts of the License Fee paid by you for the Product subject to any such claim.

(c) Section 4(b) state the entire liability of INNOVATIVE MATRIX SOFTECH PRIVATE LIMITED with respect to the infringement or alleged infringement of any third party rights of any kind whatsoever by any of the Product.

5. TERMINATION: This Agreement may be terminated immediately by INNOVATIVE MATRIX SOFTECH PRIVATE LIMITED upon breach of any provision of this Agreement by you. Upon any termination of this Agreement, you shall immediately discontinue the use of the Product and shall within ten (10) days either return file(s) on diskette(s), if any,

to INNOVATIVE MATRIX SOFTECH PRIVATE LIMITED or certify in writing to INNOVATIVE MATRIX SOFTECH PRIVATE LIMITED that the Product has been deleted from your computer and is eliminated from your premises.

6. GOVERNING LAW; ATTORNEY'S FEES: This Agreement shall be governed by the laws of the Republic of India without reference to its conflict of laws and provisions and you further consent to jurisdiction by the state and federal courts sitting in the state of Andhra Pradesh, India.

7. MISCELLANEOUS: This Agreement constitutes the complete and exclusive agreement between INNOVATIVE MATRIX SOFTECH PRIVATE LIMITED and you with respect to the subject matter hereof, and supersedes all prior oral or written understandings, communications or agreements not specifically incorporated herein. This Agreement may not be modified except in writing duly signed by an authorized representative of INNOVATIVE MATRIX SOFTECH PRIVATE LIMITED and you. If any provision of this Agreement is held to be unenforceable for any reason, such provision shall be reformed only to the extent necessary to make it enforceable, and such decision shall not affect the enforceability (i) of such provision under other circumstances, or (ii) of the remaining provisions hereof under all circumstances. Headings shall not be considered in interpreting the Agreement.

8. EXPORT: You cannot load or export or re-export any of the Product or any underlying information or technology without prior consent from the Innovative Matrix Softech Private Limited. You may not load or export or re-export any of the Product or any underlying information or technology except in full compliance with all applicable laws of republic of India and other applicable laws and regulations.

9. By agreeing to this license agreement, you also agree to general terms and conditions given on our website www.isohelpline.com (either on home page or product related pages)

BY ACCESSING THE PRODUCT, YOU ACKNOWLEDGE THAT YOU HAVE READ THE TERMS OF THIS LICENSE AGREEMENT AND AGREE TO BE BOUND BY ITS TERMS.

GoSafe DRIVE File Protection

New GoSafe DRIVE File Protection uses very strong AES 256 encryption mechanism. The encryption keys are stored in the dongle which can be customized by the user.

Dongles are additionally password protected to eliminate misuse when lost.

You can use GoSafe DRIVE Key Customization Tool to customize encryption key.

When dongle is lost you can create identical working dongle using your own customized key.

GoSafe Drive dongle allows three keys per dongle and you can select appropriate key before encrypting files.

This allows you to create three user groups with one single dongle.

Steps to Use GoSafe DRIVE File Encryption

- First step is to Install the software and Encryption Driver.
- Second step is to set the dongle password. Use GoSafe DRIVE key Customiser to set the password.
- Customise your encryption key using GoSafe DRIVE key Customiser so that you have control over your files. You can use this key to create identical dongles for a group of people or when you your dongle is lost.
- Make sure you save these keys in a safe place. You can use GoSafe DRIVE free edition to keep keys file in a safe place.
- Now you can use New GoSafe DRIVE (AES 256).

Notes:

You can change keys any number of times (about 1000 times) but please note that once you change the keys, files encrypted with previous keys will not open. You can reload key in the dongle to view previously encrypted file and hence make sure that you keep backup of keys.

It is strictly recommended that you should not change keys because AES 256 encyted file can not be reversed and you will lose data/files.

Encryption Key Customizer

First Step is to set GoSafe DRIVE Dongle password.

GoSafe DRIVE Key Customizer

Dongle Authentication

Dongle Password GO Set Password Reset Password Help!

Customize Encryption Key

Key1

Key2

Key3

Save Key in File Load Key from File Update GoSafe Drive Key

GoSafe DRIVE Key Verify Status : Close

Note: You need to restart application after setting password.

Enter Dongle password and press {ENTER} or Click "Go"

You can change password anytime.

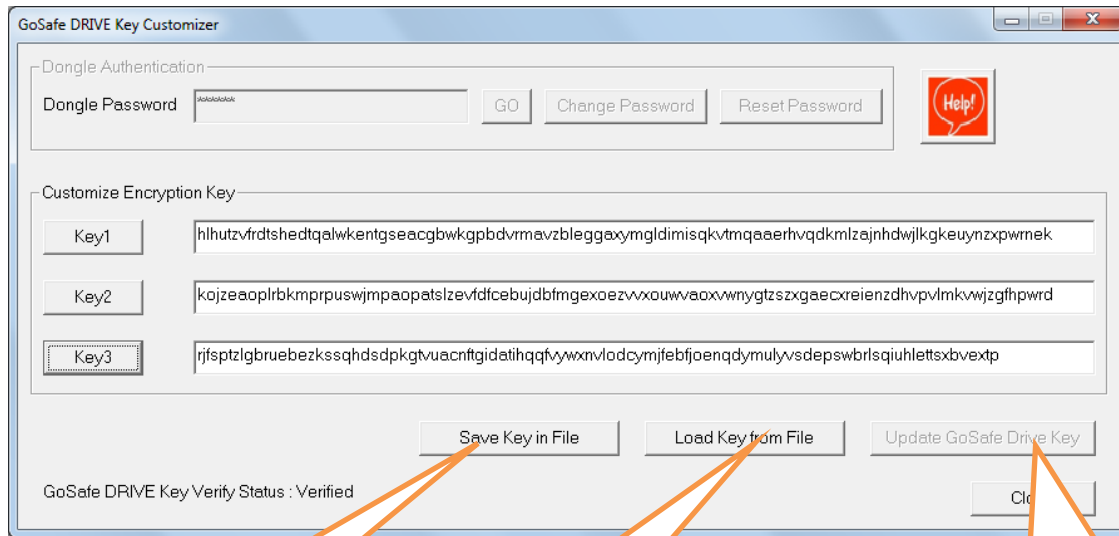
You can reset password if forgot but you will need encryption keys stored in dongle.

The screenshot shows the 'GoSafe DRIVE Key Customizer' window. It has a title bar with standard window controls. The main area is divided into two sections. The top section, 'Dongle Authentication', contains a text input field for 'Dongle Password', a 'GO' button, a 'Change Password' button, and a 'Reset Password' button. To the right of these buttons is a red 'Help!' icon. The bottom section, 'Customize Encryption Key', contains three rows, each with a button labeled 'Key1', 'Key2', and 'Key3' respectively, followed by a text input field. Below these fields are three buttons: 'Save Key in File', 'Load Key from File', and 'Update GoSafe Drive Key'. At the bottom left, there is a label 'GoSafe DRIVE Key Verify Status :'. At the bottom right, there is a 'Close' button.

Generate Encryption key. You can type also but auto generation is preferred to ensure uniqueness.

These three keys will help you encrypt files with three different keys and thus each dongle can be used to share files with three groups.

This screenshot is similar to the one above, but the 'GoSafe DRIVE Key Verify Status : ' label at the bottom left now reads 'Verified'. The 'Key1' button in the 'Customize Encryption Key' section is highlighted with a dotted border, and an orange arrow points from the text box above to it.

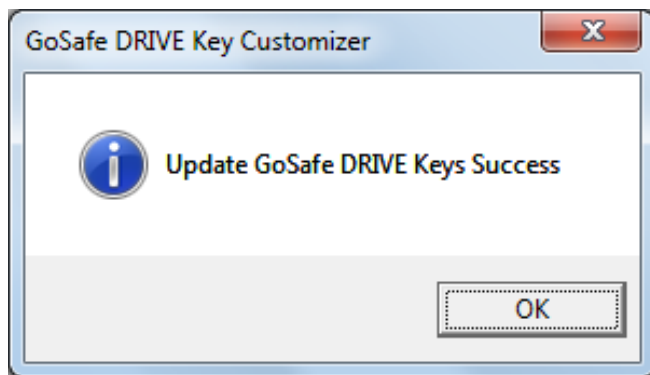


SAVE the key for future use.

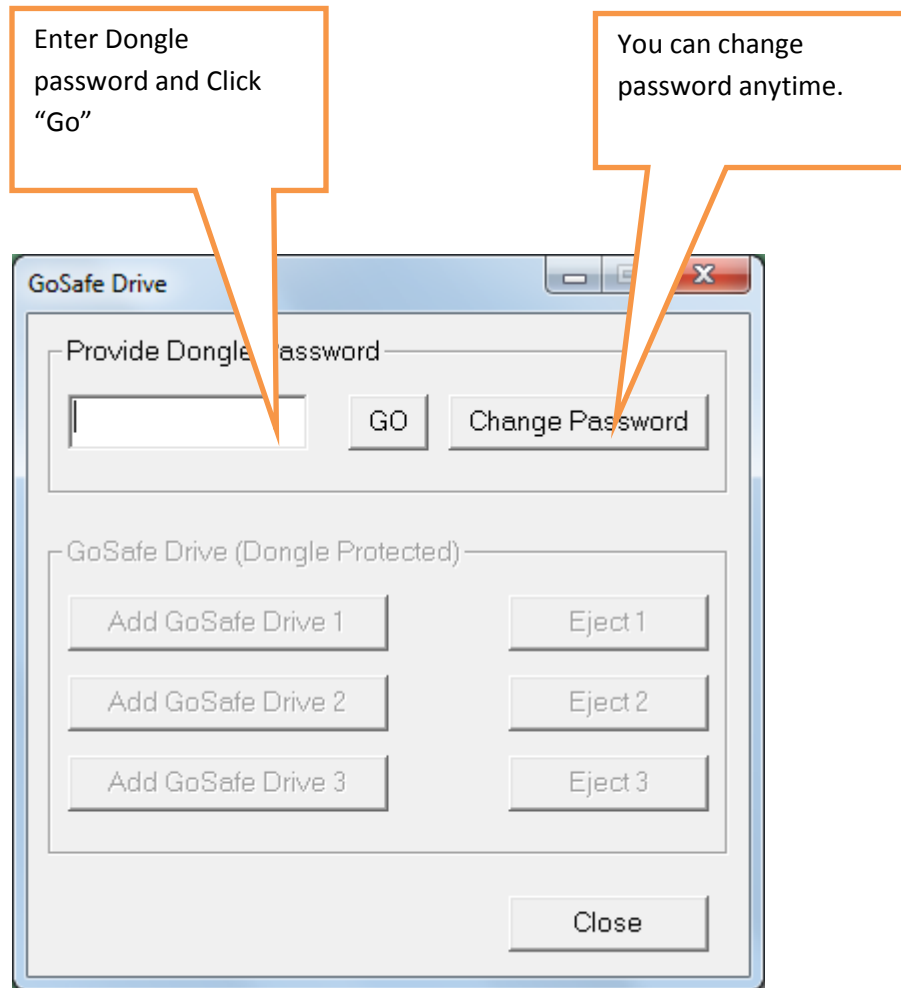
Load the previously SAVED key.

UPDATE new key in the **DONGLE**.

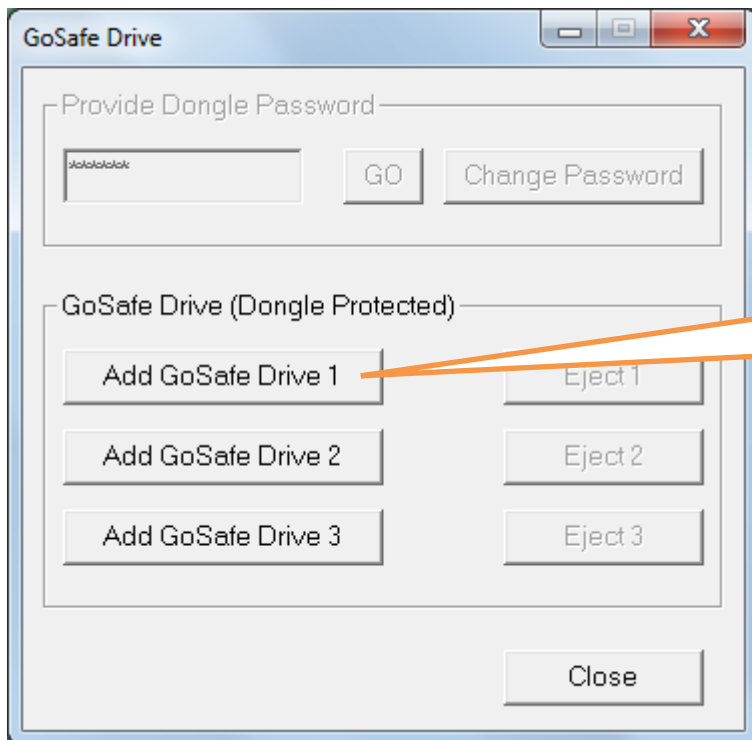
Success message will be displayed as below for key is saved.



GoSafe DRIVE Software

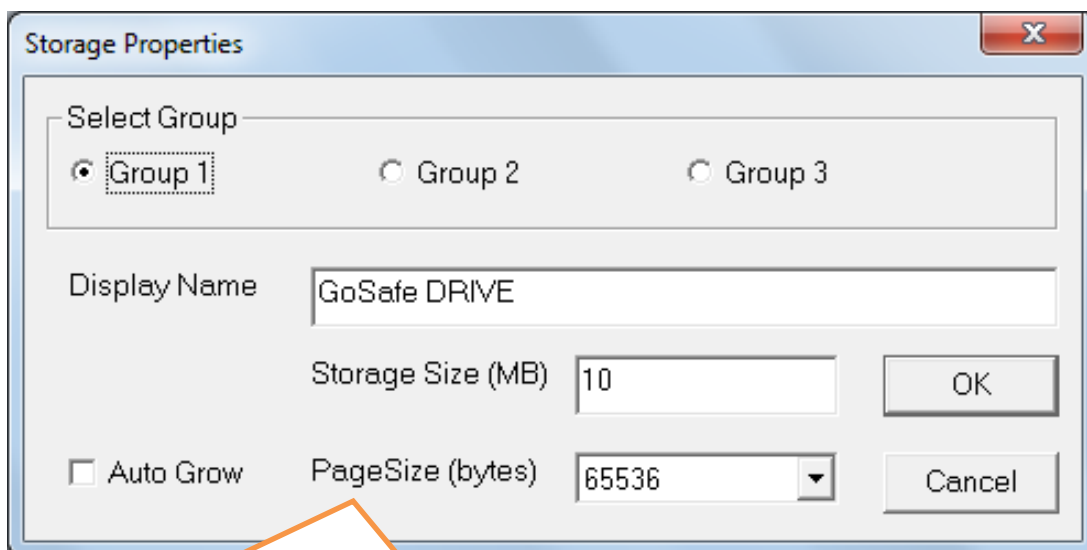


On Password Success all options will be available.

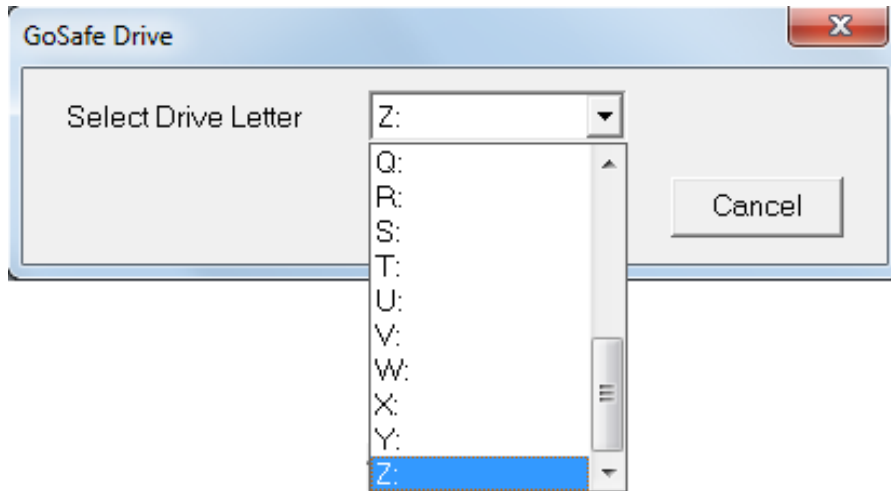


Create a virtual drive as a file or select the previously created file to load / mount.

For creating new DRIVE, you need to provide drive properties.



- Select Encryption key or Group out of three groups in the dongle.
- Give a Display Name, this is like Volume Name of the DRIVE which cannot be changed and hence helps you identify your drive.
- Decide if you want an auto grow drive, default is fix size.
 - For some software and files like videos, fix size will work better.
 - For fix size, give size in MB, default is 10 MB
- Page size can be default 65536 for most uses. It does not depend upon drive page size where it is created, but depends upon what is supported by operating system.



Decide Drive Letter. You need to decide drive letter every time you mount or load a file. Select the one which is not used as of now. Image below shows mounted GoSafe Drive Z:.

